

TOWARD A CANCER-FREE WORLD

2013 Accomplishments Report

The James



THE OHIO STATE UNIVERSITY
COMPREHENSIVE CANCER CENTER

**NCI
CCC**

A Comprehensive Cancer
Center Designated by the
National Cancer Institute




WELCOME

TO THE 2013 ACCOMPLISHMENTS REPORT OF
THE OHIO STATE UNIVERSITY COMPREHENSIVE
CANCER CENTER – ARTHUR G. JAMES CANCER
HOSPITAL AND RICHARD J. SOLOVE RESEARCH
INSTITUTE (OSUCCC – JAMES).

The Ohio State University's cancer program, embodied in both our OSUCCC and The James, is working to create a cancer-free world, one person, one discovery at a time. We strive to eradicate cancer by integrating groundbreaking research with personalized patient care and excellence in education.

This report offers a glance at some of our notable achievements and activities of 2013 as we continued pursuing our vision of a world without cancer.



FROM THE DIRECTOR/CEO

Collaboration is the key to conquering a foe as complex as cancer, which science increasingly shows to be biologically different from one patient to another.

At the OSUCCC – James, we have an “army” of approximately 2,400 people from around Ohio State’s campus – researchers, clinicians, nurses, technologists, therapists, administrators, dietitians, volunteers and others – who are working together to create a cancer-free world.

We realize that, because there is no routine cancer, there will never be routine ways to prevent, detect and treat it. But our more than 300 researchers are identifying molecular elements within individual cancers so we can target them for treatment.

To more fully leverage the breadth and depth of this large university, we recruit some of the brightest minds in cancer research from a range of disciplines. Our researchers represent 12 of the 14 colleges at Ohio State, and their discoveries are consistently published in leading scientific journals.

Equally impressive is their ability to translate molecular and genetic discoveries to innovative patient care through clinical trials. In 2013, more than 7,000 patients at the OSUCCC – James, or 27 percent of all who were diagnosed and treated here, participated in clinical trials. That’s well above the national average of 3-5 percent. Our goal is to involve more

patients in these studies so we can keep moving the field forward.

Our collaborative efforts will become stronger in 2014 with the completion and opening of our 21-level James Cancer Hospital and Solove Research Institute, the model for the 21st century cancer hospital. Its visionary design will more closely integrate researchers and clinicians so they can accelerate discovery and science-based treatments. This expanded hospital also will help us meet a projected 21-percent increase in patient admissions over the next decade.

And our rising numbers of patients will know they are receiving the finest cancer care, not only from our more than 200 super-subspecialists, each of whom specializes in just one type of cancer, but also from our outstanding nursing staff. Through much hard work, The James in 2013 achieved the highly prestigious Magnet® designation from the American Nurses Credentialing Center. The Magnet Recognition Program® recognizes healthcare organizations for quality patient care, nursing excellence and innovations in professional nursing practice. Only 7 percent of hospitals in America have earned Magnet status, a distinction that reflects strong collaboration among nurses and nursing leaders.

I would be remiss in not mentioning the unwavering support the OSUCCC – James receives from our generous central Ohio community and advocates nationwide. Among this support is Pelotonia, an annual grassroots bicycle tour that raises millions of dollars for cancer research at Ohio State. Pelotonia 13 raised a record \$19,007,104, bringing the five-year total for this event to more than \$61 million.

Through the dedication of our James Foundation Board and thousands of donors, the OSUCCC – James raised a record \$70.9 million from more than 122,000 donors in the past fiscal year. That dollar total is a 36-percent increase over fiscal 2012.


Combining philanthropy with our growing portfolio of external funding from agencies such as the National Cancer Institute, along with our wealth of resources from across the Ohio State campus, we will collaboratively continue to pursue a world without cancer.

This report highlights our 2013 research and advancement, awards and achievements, and recruitment of researchers and clinicians. I hope you find it inspiring.

Michael A. Caligiuri, MD

*Director, The Ohio State University
Comprehensive Cancer Center*


*CEO, The James Cancer Hospital and
Solove Research Institute*



John C.
Byrd,
MD



Kristie
Blum,
MD



Kalpana
Ghoshal,
PhD

IBRUTINIB CONTINUES TO SHOW
PROMISE AGAINST CLL AND MCL

Clinical studies published in the *New England Journal of Medicine* suggest the drug ibrutinib shows strong potential as a safe, effective, targeted treatment for patients with chronic lymphocytic leukemia (CLL) or mantle cell lymphoma (MCL), currently incurable cancers. The studies were co-led by researchers at the OSUCCC – James and MD Anderson Cancer Center. One involved a phase Ib/II clinical trial in which CLL patients showed an overall response rate of 71 percent. The other involved a phase II clinical trial in which patients with relapsed or refractory MCL showed an overall response rate of 68 percent. These studies have resulted in FDA approval of ibrutinib for the treatment of patients with relapsed MCL. The CLL study co-leader at Ohio State was **John C. Byrd, MD**. The MCL study co-leader at Ohio State was **Kristie Blum, MD**.

LOSS OF TINY MOLECULE
MIGHT LEAD TO LIVER CANCER

A study led by the OSUCCC – James showed that the loss of an RNA molecule called miR-122 in liver cells might cause cancer, and that restoring the molecule may slow tumor growth and offer a way to treat the disease. The animal study, published in the *Journal of Clinical Investigation*, found that when miR-122 is missing, the liver develops tumors resembling hepatocellular carcinoma, the most common liver cancer. However, restoring miR-122 to nearly normal levels by delivering the miR-122 gene to liver cells dramatically reduced the size and number of tumors. “This suggests that miR-122 has a critical tumor-suppressor role in the liver and highlights the possible therapeutic value of miR-122 replacement for some patients,” says study leader **Kalpana Ghoshal, PhD**.

STUDY IDENTIFIES POSSIBLE ACUTE
LEUKEMIA MARKER TREATMENT TARGET

A study led by OSUCCC – James researchers (senior author: **Clara D. Bloomfield, MD**) identified microRNA-155 as an independent prognostic marker and treatment target in patients with acute myeloid leukemia that has normal-looking chromosomes (called cytogenetically normal acute myeloid leukemia, or CN-AML). Published in the *Journal of Clinical Oncology*, the study found that when microRNA-155 is present at abnormally high levels in CN-AML cells, patients are less likely to have a complete remission, and they experience a shorter disease-free period and shorter overall survival. First author **Guido Marcucci, MD**, says the findings suggest miR-155 plays a role in CN-AML development and could be a target for an emerging class of drugs designed to inhibit microRNAs.

STUDY REVEALS FIRST EFFECTIVE TREATMENT
FOR CHEMO-INDUCED PERIPHERAL NEUROPATHY

OSUCCC – James researchers participated in what investigators believe is the first large phase III clinical trial to find an effective treatment for the pain of chemotherapy-induced peripheral neuropathy, a condition that stems from nerve damage. Some 20-40 percent of cancer patients who receive neurotoxic chemotherapy develop chemotherapy-induced peripheral neuropathy. Published in the *Journal of the American Medical Association*, this multicenter study – for which **Charles Shapiro, MD**, was senior author and **Electra Paskett, PhD, MSPH**, was a co-author – enrolled 231 patients who took either a drug called duloxetine or a placebo (inactive substance) for five weeks. The study concluded that, among patients with chemotherapy-induced peripheral neuropathy, the use of duloxetine compared with placebo for five weeks resulted in a greater reduction of pain.

Clara D.
Bloomfield,
MD



Guido
Marcucci,
MD



Charles
Shapiro,
MD



Electra
Paskett,
PhD, MSPH





Denis
Guttridge,
PhD

CANCER WASTING DUE IN PART TO
TUMOR FACTORS THAT BLOCK MUSCLE REPAIR

A study at the OSUCCC – James revealed that tumors release factors into the bloodstream that inhibit the repair of damaged muscle fibers, contributing to muscle loss during cancer wasting. The condition, known as cancer cachexia, accompanies certain types of cancer, causes life-threatening loss of body weight and lean muscle mass, and is responsible for up to one-in-four cancer deaths. There is no treatment for the condition, but this study, published in the *Journal of Clinical Investigation*, points to new strategies and drug targets for treating it. The researchers, led by principal investigator **Denis Guttridge, PhD**, looked at muscle stem cells that are associated with muscle fibers and are essential for repairing damaged fibers.



Balveen
Kaur,
PhD

NANO DRUG CROSSES BLOOD-BRAIN
BARRIER, TARGETS TUMOR CELLS

A nanotechnology drug in early development for treating aggressive brain tumors can cross the blood-brain tumor barrier, kill tumor cells and block the growth of tumor blood vessels, according to a laboratory and animal study led by researchers at the OSUCCC – James. Findings from the study, published in the journal *Molecular Therapy*, support further development of the drug, called SapC-DOPS. The blood-brain barrier is a tight assemblage of cells that protects the brain from blood toxins but also prevents drugs in the bloodstream from reaching brain tumors. Principal investigator **Balveen Kaur, PhD**, says SapC-DOPS shows activity in glioblastoma (brain cancer) and other solid tumors in preclinical studies.



Tsonwin
Hai, PhD

STUDY SHOWS HOW STRESS
GENE ENABLES CANCER TO SPREAD

OSUCCC – James researchers have linked a stress gene called *ATF3* in immune cells to breast cancer metastasis (spread). Public-health studies have shown that stress is a cancer risk factor; the OSUCCC – James investigators say their study suggests that *ATF3* may be the crucial link between stress and cancer. Their research suggests that cancer cells, by acting as stress signals, coax immune cells that have been recruited to a tumor to express *ATF3*, which then promotes the immune cells to act erratically and give cancer an escape route to other areas of the body. The study was published in the *Journal of Clinical Investigation*. **Tsonwin Hai, PhD**, was senior author.

TWO REPRESSOR GENES
REGULATE CELL ENDOCYCLE

A group of proteins within the *E2F* gene family may play a crucial role in controlling mitosis, the most common form of cell division, but a study at the OSUCCC – James showed that two family members, *E2F7* and *E2F8*, are vital for regulating a modified form of mitosis called the endocycle. The endocycle enables one cell to produce thousands of copies of its chromosomes with no cell division. This research, published in the journal *Nature Cell Biology*, showed that *E2F7* and *E2F8* control the endocycle in liver cells and certain cells of the placenta. Principal investigator **Gustavo Leone, PhD**, says the study identifies the first transcription factors to regulate the mammalian endocycle – a discovery that could have ramifications for human health and disease.

DELAYED TREATMENT FOR ADVANCED
BREAST CANCER HAS PROFOUND EFFECT

A study by researchers at the OSUCCC – James showed that women who wait more than 60 days to begin treatment for advanced breast cancer face significantly higher risks of dying than women who start therapy shortly after diagnosis. Senior author **Electra Paskett, PhD, MSPH**, says that until this study, published in the *Journal of Clinical Oncology*, “We didn’t know the profound effect delaying treatment could have.” Researchers retrospectively examined 1,786 women enrolled in the North Carolina Medicaid system who were diagnosed with breast cancer from 2000-2002 and found no difference in survival rates for those who started treatment within 30 or 60 days. But a delay of more than 60 days among women with late-stage disease was associated with an 85 percent higher risk of breast cancer-related death compared with women treated sooner.

NEW AGENT MIGHT CONTROL
BREAST CANCER GROWTH AND SPREAD

A study by OSUCCC – James researchers suggests that an unusual experimental drug can reduce breast-cancer aggressiveness, reverse resistance to the drug fulvestrant and improve the effectiveness of other breast cancer drugs. The researchers say their findings, published in the *Journal of Experimental Medicine*, suggest a new strategy for treating breast cancer. The drug, AS1411, blocks the cell’s production of microRNA molecules, some of which are associated with cancer. Specifically, the drug inhibits a protein called nucleolin that plays a critical role in microRNA maturation. Principal investigator **Carlo Croce, MD**, says this study supports a novel treatment for breast cancer that reduces cancer aggressiveness and restores drug sensitivity by inhibiting the processing of microRNAs that are highly expressed in cancers.

Gustavo
Leone, PhD



Electra
Paskett,
PhD, MSPH



Carlo
Croce,
MD





Maura
Gillison,
MD, PhD

HPV CAN DAMAGE GENES AND
CHROMOSOMES DIRECTLY, STUDY SHOWS

The virus that causes cervical, head and neck, anal and other cancers can directly damage chromosomes and genes where it inserts its DNA into human DNA, as shown in a new study led by OSUCCC – James researchers. Cancer-causing types of human papillomavirus (HPV) have long been known to produce two viral proteins – E6 and E7 – that are essential for cancer development. Here, scientists used whole genome sequencing of human cancer samples to show that fragments of the host genome were removed, rearranged or increased in number at HPV insertion sites. The researchers proposed a “looping” model by which abnormal viral replication may result in the extraordinary damage that occurs to host chromosomes near the sites of HPV integration. **Maura Gillison, MD, PhD**, and **David Symer, MD, PhD**, were co-senior authors on the study, published in the journal *Genome Research*.



David
Symer, MD,
PhD

PEOPLE WITH ALLERGIES MAY
HAVE LOWER RISK OF BRAIN TUMORS

Research at the OSUCCC – James added to a growing body of evidence suggesting a link between allergies and reduced risk of brain cancers called glioma. Published in the *Journal of the National Cancer Institute*, the study suggests the reduced risk is stronger among women than men, although men with certain allergy profiles also have a lower tumor risk. The study strengthens scientists’ belief that having allergies or a related factor lowers the risk for this cancer. Lead author **Judith Schwartzbaum, PhD**, says scientists conducting this study analyzed stored blood samples taken from patients decades before they were diagnosed with glioma. Men and women whose blood samples contained allergy-related antibodies had an almost 50 percent lower risk of developing glioma 20 years later compared with people without signs of allergies.



Judith
Schwartzbaum,
PhD



Carlo
Croce,
MD

microRNAs DEFINE
CHEMORESISTANCE IN OVARIAN CANCER

Despite improvements in detection and therapies, only a small percentage of patients with advanced-stage ovarian cancer survive five years after initial diagnosis with this aggressive disease, which annually causes almost 125,000 deaths in the United States. The high mortality rate stems mainly from the body’s resistance to available therapies. But a study led by the OSUCCC – James, and published in the *Proceedings of the National Academy of Sciences*, analyzed tumor samples from 198 patients for human microRNAs (miRs). The study found that three microRNAs (miR-484, -642 and -217) can classify patient response to chemotherapy and that miR-484 is involved in controlling tumor angiogenesis (blood vessel formation), indicating an option in treating these patients. **Carlo Croce, MD**, was principal investigator.

SCREENING INITIATIVE HAS LIFE-SAVING POTENTIAL

The OSUCCC – James launched a statewide initiative to screen newly diagnosed colorectal cancer (CRC) patients and their biological relatives for Lynch syndrome (LS), a major cause of inherited colorectal, ovarian and uterine cancer. This effort, called the Ohio Colorectal Cancer Prevention Initiative (OCCPI), reveals others who may be at risk of developing these cancers so they can take precautionary measures. The initiative – supported by Pelotonia, the annual grassroots bicycle tour that raises millions of dollars for cancer research at the OSUCCC – James – is led by **Heather Hampel**, a certified genetic counselor who says some 3 percent of CRC cases result from LS, which is characterized by inherited mutations in certain genes. Each CRC patient found to have LS has, on average, an additional three relatives with LS. The OCCPI includes around 40 hospitals throughout Ohio that have implemented the LS screening program.

WORLD-RENOWNED ONCOLOGY
SURGEON RECRUITED TO OHIO STATE

Raphael E. Pollock, MD, PhD, a globally respected cancer surgeon, researcher and educator of physicians-in-training, joined Ohio State’s faculty as a professor and director of the Division of Surgical Oncology. He is also chief of surgical services at the OSUCCC – James. Pollock came to Ohio State after 31 years at The University of Texas MD Anderson Cancer Center, where he held several leadership roles, the most recent being head of the Division of Surgery. Pollock’s clinical practice and laboratory research focus on soft tissue sarcoma. He is principal investigator of an \$11.5 million National Cancer Institute Specialized Programs of Research Excellence (SPORE) grant, one of the largest awards ever for studying sarcoma.

CANCER PROGRAM HAS NEW
DIRECTOR OF NEURO-ONCOLOGY

Vinay K. Puduvalli, MBBS, was recruited from MD Anderson Cancer Center in Houston as professor and director of the Division of Neuro-Oncology in the Department of Neurological Surgery at Ohio State. Puduvalli is a noted authority on developing therapies for patients with brain and spine malignancies using a combined approach of targeted therapies, innovative clinical trial designs and rational combinations of anticancer agents. His research focuses on understanding the role of epigenetics in brain tumor and glioma stem cell biology, and on translating these findings to new treatment options. His lab team also works to identify mechanisms of treatment resistance, including resistance to cell death and to signaling pathway inhibitors in brain tumors.



Heather
Hampel



Raphael
E. Pollock,
MD, PhD




Vinay K.
Puduvalli,
MBBS




David Carbone, MD, PhD



Steven K. Clinton, MD, PhD



Michael Grever, MD



Guido Marcucci, MD



Matthew Ringel, MD

NEW ENDOWED CHAIRS
APPOINTED FOR CANCER RESEARCH

Ohio State’s Board Trustees approved appointments for four new endowed chairs for cancer research at the OSUCCC – James, raising the number of chairs for the cancer program to 25. The recipients are: **David Carbone, MD, PhD**, The Barbara J. Bonner Chair in Lung Cancer Research; **Steven K. Clinton, MD, PhD**, The John B. and Jane T. McCoy Chair in Cancer Research; **Michael Grever, MD**, The Bertha Bouroncle, MD, and Andrew Pereny Chair of Medicine; and **Guido Marcucci, MD**, The Charles Austin Doan Chair of Medicine. “We are grateful to our board and donors for supporting our efforts to prevent, detect and treat cancer,” says OSUCCC Director and James CEO Michael A. Caligiuri, MD.

RESEARCHERS LAND 2 BIG NCI
GRANTS TO STUDY THYROID CANCER

The National Cancer Institute awarded two grants totaling approximately \$22.6 million to Ohio State researchers for multidisciplinary studies of thyroid cancer, which is rising in incidence at the fastest rate of all cancers. **Matthew Ringel, MD**, co-director of the Thyroid Cancer Unit at the OSUCCC – James, is principal investigator for both an \$11.3 million Program Project Grant (PPG) renewal to study “Genetic and Signaling Pathways in Epithelial Thyroid Cancer” and an \$11.3 million Specialized Program of Research Excellence (SPORE) grant to help improve the lives of patients with this malignancy. Both grants entail four interactive projects involving several investigators. The PPG also involves scientists at the Cleveland Clinic Foundation, and the SPORE involves scientists at The University of Texas MD Anderson Cancer Center.

\$18.7 MILLION FEDERAL GRANT WILL HELP
OHIO STATE ESTABLISH TOBACCO CENTER OF
REGULATORY SCIENCE


The Ohio State University received an \$18.7 million federal grant to establish a research center for studying tobacco-use patterns, NICOTINE DEPENDENCE AND CANCER BIOMARKERS, industry marketing practices and public perceptions that will help the U.S. Food and Drug Administration put science behind its new role in regulating tobacco. Ohio State’s center is one of 14 established nationally under this federal initiative, called the Tobacco Centers of Regulatory Science Program. The National Cancer Institute will administer the Ohio State funding. Co-leading the new center are OSUCCC Deputy Director **Peter Shields, MD**, a specialist in identifying biomarkers to assess lifestyle-related cancer risk factors, and **Mary Ellen Wewers, PhD, MPH, RN**, a professor in the College of Public Health at Ohio State.

OSU PARTNERS WITH MIRCOLIN BIO INC. TO
BRING TRANSFORMATIONAL CANCER DISCOVERIES
TO PATIENTS

The Ohio State University signed an exclusive worldwide agreement with Microlin Bio Inc. for licensing a large portfolio of the university’s groundbreaking cancer discoveries. The portfolio includes nearly 100 issued and pending microRNA patents that could lead to more targeted ways to diagnose and treat prostate, ovarian, colon and lung cancers. Additionally, Microlin Bio Inc. has licensed a novel nucleic acid delivery technology to deliver these transformational therapies to cancer cells. These technologies, years in the making, were developed by OSUCCC – James researchers **Carlo Croce, MD**, **Robert Lee, PhD**, and collaborators from the National Cancer Institute with the National Institutes of Health. More than a decade ago, Croce was the first to link small cellular molecules called microRNA to cancer.

GRANT SUPPORTS STUDY OF BARRIERS
TO VIRAL THERAPY FOR BRAIN CANCER

Researchers led by principal investigators **Michael A. Caligiuri, MD**, of the OSUCCC – James, and E. Antonio Chiocca, MD, PhD, of Brigham and Women’s Hospital in Boston, received a National Cancer Institute Program Project Grant of approximately \$8.4 million to find ways of circumventing biological barriers to viral therapy of brain tumors. Doctors use cancer-killing viruses to treat some patients with aggressive brain tumors, but clinical trials have shown that these therapies are less effective than expected. A study led by the OSUCCC – James and published in the journal *Nature Medicine* showed that the problem is due in part to the patient’s immune system attacking the anticancer virus. These findings and others helped the researchers obtain the NCI grant.



Peter Shields, MD



Mary Ellen Wewers, PhD, MPH, RN



Robert Lee, PhD



Michael A. Caligiuri, MD



Peter
Houghton,
PhD

CHILDHOOD SARCOMA STUDIES
RECEIVE MAJOR GRANT SUPPORT

A multi-institutional team of researchers led by principal investigator **Peter Houghton, PhD**, of the OSUCCC – James and Nationwide Children’s Hospital, received from the National Cancer Institute a \$7.8 million Program Project Grant to develop therapeutic approaches for patients with advanced childhood sarcoma. The researchers note that, while more than 70 percent of pediatric sarcoma patients are considered cured, the outcome is still poor for those with advanced or metastatic disease. Because additional cytotoxic drugs alone are unlikely to increase cure rates, the researchers intend to explore alternative and complementary approaches centering on three separate but integrated signaling pathways active in childhood sarcomas.



Clara D.
Bloomfield,
MD

ASCO POST FEATURES BLOOMFIELD
AMONG FOREMOST LEADERS IN ONCOLOGY

Clara D. Bloomfield, MD, a Distinguished University Professor who also serves as cancer scholar and senior adviser to the OSUCCC – James, was featured in a special anniversary issue supplement of *The ASCO Post* as one of 10 prominent leaders in oncology and hematology. Titled “Narratives in Oncology,” the supplement (June 10, 2013, Vol. 4, Issue 9, Supplement 1) profiles leaders in cancer care and research “who have taught, inspired and helped lead the way in oncology research and clinical care of patients with cancer.” Bloomfield’s profile can be read online at *Distinguished Researcher Changed the Face of Hematologic Malignancies*.



Steven K.
Clinton, MD,
PhD

CLINTON APPOINTED TO NATIONAL
DIETARY GUIDELINES ADVISORY COMMITTEE

Steven K. Clinton, MD, PhD, professor of Medical Oncology at Ohio State and leader of the Molecular Carcinogenesis and Chemoprevention Program at the OSUCCC – James, is one of 15 nationally recognized experts appointed to serve on the *2015 Dietary Guidelines Advisory Committee*. The appointments were announced by U.S. Department of Health and Human Services Secretary Kathleen Sebelius and U.S. Department of Agriculture Secretary Tom Vilsack, who said the Committee’s recommendations will serve as a basis for the eighth edition of the *Dietary Guidelines for Americans* – the foundation for national nutrition programs, standards and education.

BYRD RECEIVES FREIREICH AWARD
FOR CLINICAL CANCER RESEARCH


John C. Byrd, MD, a nationally renowned leukemia specialist and researcher at the OSUCCC – James, received the Emil J. Freireich Award for Clinical Cancer Research. This award goes to candidates 55 and younger who have made outstanding contributions to clinical research. Byrd, who directs the Division of Hematology at Ohio State and is co-director of the Leukemia Research Program at the OSUCCC – James, was selected from a range of candidates within the areas of clinical research in hematology and solid tumors. The award is presented annually during the MD Anderson-sponsored Foundations of Clinical Cancer Research event in March.

CROCE WINS NATIONAL & INTERNATIONAL
AWARDS FOR CANCER CONTRIBUTIONS

Carlo Croce, MD, director of Human Cancer Genetics at Ohio State, was elected to the first class of the Fellows of the American Association of Cancer Research (AACR) Academy. The class was inducted at the 2013 AACR Annual Meeting. The AACR Academy recognizes scientists whose contributions have propelled significant innovation and progress against cancer. Croce also received the **seventh annual Princess Takamatsu Memorial Lectureship** at the AACR Annual Meeting, where he presented “Causes and Consequences of microRNA Dysregulation in Cancer.” In addition, the **InBev-Baillet Latour Fund awarded its 2013 Health Prize** to Croce for outstanding contributions to the field of cancer. The prize was awarded in Brussels, Belgium.

CALIGIURI CHOSEN TO SERVE
ON AACR BOARD OF DIRECTORS

OSUCCC Director and James CEO **Michael A. Caligiuri, MD**, is one of five distinguished scientists elected by members of the American Association for Cancer Research (AACR) to serve on the AACR Board of Directors for the 2013-16 term. The board members were introduced at the AACR Annual Meeting. The AACR is the world’s first and largest professional organization dedicated to advancing cancer research and its mission to prevent and cure cancer. It marshals the full spectrum of expertise of the cancer community to accelerate progress in the prevention, biology, diagnosis and treatment of cancer by annually convening more than 20 conferences and workshops.



John C.
Byrd,
MD



Carlo
Croce,
MD



Michael A.
Caligiuri,
MD



David Carbone, MD, PhD

CARBONE GAINS LONDON FOUNDATION – AACR INNOVATOR AWARD

David Carbone, MD, PhD, who leads the thoracic oncology center at the OSUCCC – James, received the Sixth Annual Landon Foundation – AACR INNOVATOR Award for International Collaboration in Cancer Research. Presented by the American Association for Cancer Research (AACR) and the Kirk A. and Dorothy P. Landon Foundation, the award supports an international cancer research collaboration by supplementing existing funding and providing the means to facilitate travel, train in new techniques and disseminate knowledge gained from the collaboration. Carbone’s project, “Molecular Profile of Lung Adenocarcinoma in Brazil,” is part of a collaboration between American- and Brazilian-based laboratories to better understand the molecular profile of lung cancer in the Brazilian population. Carbone is also serving a two-year term (2013-15) as president-elect of the International Association for the Study of Lung Cancer.



Pierluigi Porcu, MD

PORCU ELECTED PRESIDENT OF NATIONAL LYMPHOMA CONSORTIUM

Pierluigi Porcu, MD, associate professor in the Division of Hematology at Ohio State and a member of the Viral Oncology Program at the OSUCCC – James, was elected to a three-year term as president of the United States Cutaneous Lymphoma Consortium (USCLC), a multidisciplinary society of physicians who collaborate in research and education to improve the quality of life and prognosis of patients with cutaneous lymphoma. Porcu previously served as secretary-treasurer of the USCLC, which is based in Deerfield, Ill. He will continue to serve as chair of the Medical Affairs Committee of the Cutaneous Lymphoma Foundation.



Raphael E. Pollock, MD, PhD

POLLOCK CO-CHAIRS SFA MEDICAL ADVISORY BOARD

Raphael E. Pollock, MD, PhD, professor and director of the Division of Surgical Oncology at Ohio State, was named co-chair of the Sarcoma Foundation of America (SFA) Medical Advisory Board. The SFA, the largest sarcoma patient advocacy group in the nation, raises funds to support basic research focused on developing therapies for this disease, a rare cancer in adults but rather prevalent in children. The SFA seeks grant proposals each October and accepts applications until Jan. 31. The Medical Advisory Board reviews and approves all SFA grant recipients. Pollock’s clinical practice and laboratory research focus on soft tissue sarcoma.

OSUCCC – JAMES ACHIEVES PRESTIGIOUS MAGNET® DESIGNATION

After countless hours of work by nurses, faculty and staff over the past few years, the OSUCCC – James achieved the highly prestigious Magnet® designation from the American Nurses Credentialing Center. Only 392 hospitals out of more than 6,000 across the United States have earned Magnet status. The Magnet Recognition Program® recognizes healthcare organizations for quality patient care, nursing excellence and innovations in professional nursing practice. The James applied for Magnet Recognition® in February 2011 and submitted an application of approximately 3,100 pages in February 2013. After the application scored in the “excellence” range, the hospital earned a Magnet site visit in July. OSUCCC – James nursing leaders and staff received official word of the designation on Sept. 19.

PELOTONIA REVENUE TOPS \$61 MILLION IN JUST 5 YEARS

Riders, virtual riders and donors in Pelotonia 13, the annual grassroots bicycle tour that generates money for cancer research at the OSUCCC – James, raised a record \$19,007,104 and brought the five-year fundraising total for Pelotonia to more than \$61 million. Pelotonia 13, which unfolded Aug. 9-11 between Columbus and Kenyon College in Gambier, Ohio, drew a record 6,723 riders from 41 states and nine countries. It also attracted 3,451 virtual riders and 2,445 volunteers. Among the participants were 1,899 members of Team Buckeye, the official superpeloton (riding group) of Ohio State. Thanks to Pelotonia’s generous sponsors, every cent raised by riders, virtual riders and donors goes to cancer research at the OSUCCC – James.

NEW CANCER HOSPITAL NEARING COMPLETION

Leveraging its academic depth and breadth, The Ohio State University is transforming the way cancer is prevented, detected, treated and cured by creating the model 21st century cancer hospital. Opening in late 2014, the new James Cancer Hospital and Solove Research Institute will combine the discoveries of more than 300 cancer researchers from 12 of the University’s 14 colleges with the expertise of more than 200 cancer subspecialists to deliver more effective ways to prevent and treat individual cancers. Ohio State has demonstrated that there is no routine cancer and that each cancer is unique, driven by molecules and markers in each person that enable his or her malignancy to survive, grow and move. The new James promises the discovery and delivery of the world’s most targeted cancer preventions and treatments, leading to more options, faster responses, fewer side effects and improved outcomes.



The James



THE OHIO STATE UNIVERSITY

COMPREHENSIVE CANCER CENTER

MAILING
INDICIA
FPO

The Ohio State University Comprehensive Cancer Center –
Arthur G. James Cancer Hospital and Richard J. Solove Research Institute

300 W. 10th Ave.
Columbus, OH 43202