

THE OHIO STATE UNIVERSITY COMPREHENSIVE CANCER CENTER –
ARTHUR G. JAMES CANCER HOSPITAL AND RICHARD J. SOLOVE RESEARCH INSTITUTE



2014 Accomplishments Report

TOWARD A CANCER-FREE WORLD

The James



THE OHIO STATE UNIVERSITY
COMPREHENSIVE CANCER CENTER

NCI
CCC

A Comprehensive Cancer
Center Designated by the
National Cancer Institute



WELCOME

TO THE 2014 ACCOMPLISHMENTS REPORT OF THE OHIO STATE UNIVERSITY COMPREHENSIVE CANCER CENTER – ARTHUR G. JAMES CANCER HOSPITAL AND RICHARD J. SOLOVE RESEARCH INSTITUTE (OSUCCC – JAMES).

The Ohio State University's cancer program, embodied in both our OSUCCC and The James, is working to create a cancer-free world, one person, one discovery at a time. We strive to eradicate cancer by integrating groundbreaking research with personalized patient care and excellence in education.

This report offers a glance at some of our notable achievements and activities of 2014 as we continued pursuing our vision of a world without cancer.



FROM THE DIRECTOR/CEO

In the galaxy of stellar years for Ohio State's Comprehensive Cancer Center – James Cancer Hospital and Solove Research Institute (OSUCCC – James), none burn brighter than 2014.

Not only did we open our transformational new cancer hospital—a striking 21-story structure that ranks among the most advanced in the world—but we also furthered our groundbreaking research that is translating discoveries to innovative and compassionate patient care.

And to support our research in a time of dwindling federal grant money, we once again teamed up with a caring community to push our annual grassroots Pelotonia bicycle tour to new heights of participation and fundraising success.

Our 2014 OSUCCC – James Accomplishments Report highlights our new hospital and some of its many sophisticated features, then offers a glimpse at a few of our many notable research achievements, including work that greatly contributed to U.S. Food and Drug Administration approval of the drug ibrutinib for treating certain patients with chronic lymphocytic leukemia.

You can also read in this report about:

- large grants we received in the past year from the National Cancer Institute;
- our latest successes in recruiting some of the top minds in cancer care to Ohio State;
- prestigious awards earned by our medical scientists and administrators;
- initiatives such as our partnership with Moffitt Cancer Center in Tampa, Fla., to form the Oncology Research Information Exchange Network (ORIEN), which is likely the largest collaboration of its kind to accelerate discoveries in cancer research;
- the astounding success of Pelotonia 14 and how it boosted our six-year fundraising total for this highly popular event to more than \$82 million, every cent of which goes to cancer research at the OSUCCC – James thanks to the event's generous sponsors.

In summary, 2014 was a banner year punctuated by the exciting Dec. 15 opening of our new hospital less than a quarter century after the opening of the original James in 1990.

Just as there are no routine cancers because each case is biologically unique, the new James is no routine cancer hospital. It was designed to bring our more than 300 researchers—who collectively represent 12 of the 14 colleges at The Ohio State University—into closer working proximity than ever before with our many oncology subspecialists in a “precision cancer medicine” model that uses genomic technologies to aid each patient's diagnosis and treatment. This personalized approach is expediting our quest to create a cancer-free world.

Michael A. Caligiuri, MD
Director, The Ohio State University Comprehensive Cancer Center

CEO, The James Cancer Hospital and Solove Research Institute

John L. Marakas Nationwide Insurance Enterprise Foundation Chair in Cancer Research



THE NEW JAMES OPENS AS A MODEL
FOR 21ST CENTURY CANCER HOSPITALS

Ohio State’s Comprehensive Cancer Center – James Cancer Hospital and Solove Research Institute (OSUCCC – James) dedicated its new 1.1-million-square-foot, 21-level, 306-bed, freestanding cancer hospital on Nov. 7 and opened the transformational facility on Dec. 15.

The new James is the third-largest cancer hospital in the nation and one of the most innovative in the world, serving as a model for all 21st century hospitals devoted to cancer care. The opening followed nearly a decade of planning, designing and constructing that culminated in the move of 182 acute-care patients from the original James into the new hospital on Dec. 14.

“We thought about this hospital carefully and built a facility that supports the future of cancer care for our patients by integrating diagnosis, treatment, research and education,” says OSUCCC Director and James CEO Michael A. Caligiuri, MD.

Caligiuri says the new James, which was designed with input from doctors, nurses, researchers, patients and families, brings researchers and clinicians into closer working proximity than ever before so they can more quickly translate groundbreaking discoveries into cancer care and boost the OSUCCC – James vision of creating a cancer-free world.

“We are standing on a precipice from where we can envision the future of health care—a future that we have helped build,” Ohio State University President Michael V. Drake, MD, said at the dedication ceremony. “This hospital is a declaration of our commitment to health care and a monument of hope to all who will pass through these doors.”

The new James brings clinical care, research and education together in a highly subspecialized care model called precision cancer medicine. Each inpatient unit has its own cancer focus—gastrointestinal, head and neck, breast, genitourinary, hematologic malignancies, etc. The oncologists, nurses, pharmacists and genomic experts on each unit treat just that type of cancer, collaborating with researchers to examine every patient’s genes and tumor DNA to determine the best treatment and accelerate research discoveries. The new James also contains:

- one of only a few cancer emergency departments in the country. The unit is integrated with The Ohio State University Wexner Medical Center’s main emergency department and includes 15 cancer-treatment stations staffed by doctors and nurses specially trained in oncology and emergency medicine;



- one of the largest cancer surgical facilities in the United States, with 14 operating rooms, including six interventional operating suites and two suites connected to a 3-Tesla MRI, allowing patients to be imaged during surgery;
- an above-ground radiation oncology center with seven treatment vaults located on the hospital’s second floor;
- natural light as a design feature throughout the hospital. Patients, visitors and staff can enjoy outdoor cafes and terrace gardens on the 14th floor, where plantings will include vegetables that researchers at the OSUCCC – James have demonstrated to have cancer-preventive properties;
- intraoperative radiation therapy and MRI technologies that offer surgeons more precise diagnostics and treatment options;

- translational research labs on each inpatient floor that bring physicians and researchers together to develop and deliver targeted treatments;
- a cancer clinical trials unit experienced in conducting safe early-phase trials for qualifying patients;
- a 36-bed Blood and Marrow Transplant Unit supported by a cellular-processing lab;
- private patient rooms containing: identical layouts to enhance safety; sophisticated technology for patient care and entertainment; ample space for families and visitors; personalized nutrition through dining-on-demand services; and large windows that offer expansive views. Each floor also contains visitor lounges, consultation rooms, Wi-Fi capabilities and respite areas.





John C. Byrd, MD



Amy Johnson, PhD



Jeffrey Jones, MD,
MPH



Joseph Flynn, DO,
MPH



Jennifer Woyach,
MD



Kami Maddocks,
MD



Kristie Blum, MD



Carlo Croce, MD

OHIO STATE RESEARCH PLAYS LARGE ROLE IN FDA APPROVAL OF CLL DRUG

On Feb. 12, 2014, the U.S. Food and Drug Administration expanded the approved use of the drug ibrutinib (Imbruvica®) to treat certain patients with chronic lymphocytic leukemia (CLL). Ibrutinib is the first drug designed to target a protein that is essential for CLL-cell survival and proliferation. Much of the clinical and basic-science research that led to FDA approval was performed by scientists at the OSUCCC – James, particularly by **John C. Byrd, MD**, and colleagues **Amy Johnson, PhD**, **Jason Dubovsky, PhD**, **Jeffrey Jones, MD, MPH**, **Joseph Flynn, DO, MPH**, **Jennifer Woyach, MD**, **Kami Maddocks, MD**, and **Kristie Blum, MD**.

Byrd and colleagues continued publishing work regarding ibrutinib throughout 2014, including a pair of studies that appeared in the *New England Journal of Medicine*. In June, Byrd, Johnson and Woyach published a [study](#) describing two genetic mechanisms of ibrutinib resistance in CLL. In July, Byrd was first author for a multi-institutional [study](#) of ibrutinib versus ofatumumab in previously treated CLL. The American Society of Clinical Oncology (ASCO) selected the latter study for inclusion in *Clinical Cancer Advances 2015*, ASCO’s annual review of progress against cancer and emerging trends in the field. [Read more](#)

STUDY IDENTIFIES LIKELY DRIVER OF COLORECTAL CANCER DEVELOPMENT, PROGRESSION

New targets are needed in order to develop drugs that will more effectively treat colorectal cancer (CRC). A study by researchers at the OSUCCC – James and the University of Glasgow in the United Kingdom identified a molecule called microRNA-135b that is a likely driver of CRC. The researchers demonstrated that miR-135b is present at abnormally high levels in both mouse and human CRC tumors. They say the overexpression can be induced by mutations in well-known oncogenes or tumor-suppressor genes that frequently occur in CRC. Their findings suggest that this molecule could be an important therapeutic target and a biomarker of CRC progression. The [study](#), led by **Carlo Croce, MD**, was published in the journal *Cancer Cell*. [Read more](#)

Underlining and [Read more](#) indicate more information is available online at cancer.osu.edu/about/publications

NEW BIOMARKER FOUND FOR OLDER PATIENTS WITH ACUTE LEUKEMIA

Older patients with acute myeloid leukemia (AML) have worse outcomes than younger patients. In about half of these cases, the safest and most effective treatment is difficult to determine. But researchers at the OSUCCC – James described a new biomarker, based on patterns of molecules called long noncoding RNAs (lncRNAs), that might help doctors choose the least toxic, most effective treatment for older patients. lncRNAs are RNA molecules more than 200 nucleotide units long that are involved in regulating genes. The [study](#), led by principal investigator **Clara D. Bloomfield, MD**, and first author **Ramiro Garzon, MD**, was published online in the journal *Proceedings of the National Academy of Sciences*. [Read more](#)

STUDIES SHOW POTENTIAL FOR TARGETED THERAPY IN LUNG CANCER PATIENTS

OSUCCC – James researchers led by **David Carbone, MD, PhD**, conducted studies that could improve therapy for patients with lung cancer. A study published in the *Journal of Clinical Investigation* examined the gene changes in a patient on a clinical trial who responded especially well to an experimental targeted drug called sorafenib. This “super responder” remained progression-free and asymptomatic for five years while taking the drug. The study suggests that scientists can discover gene mutations that drive cancer development and progression by analyzing genes in cancer cells from patients who fare far better or worse than others in a particular study. [Read more](#) A second [study](#), published in the journal *Cancer Research*, focused on the targeted drug erlotinib. This drug is effective in treating advanced-stage lung cancer patients whose tumors have a particular gene mutation, but it is of little or no help to patients with early-stage tumors and the same gene mutation. The study discovered why this might be so, and it suggested that the problem may be solved by combining erlotinib with a second drug. [Read more](#)



Clara D.
Bloomfield, MD



Ramiro Garzon, MD




David Carbone,
MD, PhD



Albert de la
Chapelle, MD, PhD



Ann-Kathrin
Eisfeld, MD



Denis Guttridge,
PhD



Balveen Kaur, PhD

GENE WITHIN A GENE CONTRIBUTES TO AML AGGRESSIVENESS

A small gene that is embedded in a larger, well-known gene is the true leukemia-promoting force usually attributed to the larger host gene, OSUCCC – James researchers learned in a [study](#) published in the journal *Science Signaling*. The study examined the degree to which the larger host gene, *BAALC*, and the smaller embedded gene, *microRNA-3151*, contribute to acute myeloid leukemia (AML). It also identified a drug that might inhibit the smaller gene’s activity. The study was led by **Albert de la Chapelle, MD, PhD**, **Clara D. Bloomfield, MD**, and **Ann-Kathrin Eisfeld, MD**. [Read more](#)

SURVIVAL MOLECULE HELPS CANCER CELLS HIDE FROM IMMUNE SYSTEM

A molecule that helps cancer cells evade naturally programmed self-destruction, an internal source of death, might also help malignant cells hide from the immune system, an external source of death. An OSUCCC – James study led by **Denis Guttridge, PhD**, showed that a molecule called nuclear factor kappa B (NF-κB) helps cancer cells by suppressing the immune system’s ability to detect and destroy them. Published in the journal *Cell Reports*, the [findings](#) suggest that immune therapy for cancer might be more effective if combined with drugs that inhibit NF-κB. They also provide details about how interactions between cancer cells and non-cancer cells assist tumor growth. [Read more](#)

LOW DOSE OF TARGETED DRUG MIGHT IMPROVE CANCER-KILLING VIRUS THERAPY

Viruses designed to kill cancer cells are being used in clinical trials to treat brain cancer and other malignancies. A study led by **Balveen Kaur, PhD**, at the OSUCCC – James suggested that combining a targeted agent called bortezomib with a particular cancer-killing virus might significantly improve the virus’s ability to kill cancer cells. The [research](#), published in the journal *Clinical Cancer Research*, paves the way for a cancer treatment strategy that combines low doses of bortezomib with a cancer-killing virus to maximize the effectiveness of the virus with little added toxicity for patients. [Read more](#)

FORM OF IMMUNE THERAPY MIGHT BE EFFECTIVE FOR MULTIPLE MYELOMA

New treatments are urgently needed for patients with multiple myeloma (MM), a cancer of the blood that is still incurable. An OSUCCC – James study led by principal investigator **Jianhua Yu, PhD**, and co-principal investigator **Craig Hofmeister, MD**, provided evidence that genetically altered immune cells might effectively treat MM. The researchers modified a type of human immune cell called T lymphocytes, or T cells, to target a molecule called CS1, which is found on more than 95 percent of myeloma cells, and to kill the cells. Their [findings](#), published in the journal *Clinical Cancer Research*, presented a novel strategy for treating MM, and they hope to bring it to patients in a phase I clinical trial soon. [Read more](#)

HOW CANCER CELLS THRIVE IN OXYGEN-STARVED TUMORS

A study at the OSUCCC – James identified the molecular pathway that enables cancer cells to grow in areas of a tumor where oxygen levels are low, a condition called hypoxia. The [study](#), led by **Nicholas Denko, MD, PhD**, focused on how cancer cells use the amino acid glutamine. Under normal oxygen levels, healthy cells use glutamine largely to produce energy, with a small amount diverted to make fatty acids and lipids. But when oxygen levels drop in areas of a growing tumor, the hypoxic conditions activate a gene called *HIF1*, initiating a pathway that shifts the use of glutamine away from energy production and to the synthesis of lipids needed for cell proliferation. The findings were published in the journal *Cell Metabolism*. [Read more](#)

POSSIBLE TARGET IDENTIFIED FOR FUTURE BRAIN CANCER DRUGS


A molecule in cells that shuts down the expression of genes might be a promising target for new drugs designed to treat glioblastoma multiforme (GBM), the most frequent and lethal form of brain cancer, according to an OSUCCC – James study. Published in the journal *Cancer Research*, the [study](#) found that high levels of the enzyme PRMT5 are associated with aggressive growth of GBM. Researchers led by **Robert Baiocchi, MD, PhD**, and **Balveen Kaur, PhD**, showed that inhibiting PRMT5 can significantly improve survival in a laboratory model of GBM by thwarting the growth, proliferation and migration of GBM cells and by increasing the number of GBM cells that die by apoptosis (natural cell death). The findings suggest that PRMT5 is a possible prognostic factor and therapeutic target for GBM. [Read more](#)




Jianhua Yu, PhD



Craig Hofmeister,
MD



Nicholas Denko,
MD, PhD



Robert Baiocchi,
MD, PhD



Balveen Kaur, PhD



Theodoros Teknos, MD



Evan Wuthrick, MD



Maura Gillison, MD, PhD



Quintin Pan, PhD

POTENTIAL LINK FOUND BETWEEN BREAST CANCER AND SALIVARY GLAND CANCER

The risk of developing cancer in a salivary gland may be higher in people with mutations in either of two genes associated with breast and ovarian cancer, according to a study conducted at the OSUCCC – James and published in the journal *JAMA Otolaryngology – Head and Neck Surgery*. Salivary gland cancer is rare, but this retrospective study suggested that it occurs 17 times more often in people with inherited mutations in *BRCA1* and *BRCA2* genes. *BCRA1* or *BCRA2* mutations confer a higher risk of breast and ovarian cancer in women and a higher risk of breast cancer in men. The researchers, led by **Theodoros Teknos, MD**, and **Rebecca Nagy, MS**, believe a *BRCA*-positive patient with a lump in a salivary gland should have it evaluated. [Read more](#)

EXPERIENCE COUNTS WITH RADIATION THERAPY FOR HEAD AND NECK CANCER

When it comes to specialized cancer surgery, it's generally true that the more experienced the surgeon, the better the outcome. The same might hold true for radiation therapy used to treat head and neck cancer, according to a study led by Ohio State researchers **Evan Wuthrick, MD**, and **Maura Gillison, MD, PhD**. [Published](#) in the *Journal of Clinical Oncology* with an [accompanying editorial](#), the study compared survival and other outcomes in 470 patients treated with radiation therapy at treatment centers through a clinical trial held from 2002 to 2005. Patients treated at centers with high accrual to Radiation Therapy Oncology Group (RTOG) trials, a surrogate for treatment experience, had better survival than low-accruing centers. The trial was sponsored by the National Cancer Institute and organized by the RTOG. [Read more](#)

NUMBER OF CANCER STEM CELLS MAY NOT PREDICT OUTCOME IN HPV-RELATED ORAL CANCERS

Research at the OSUCCC – James suggests that the quality of cancer stem cells, rather than their quantity, may lead to better survival in certain patients with oral cancer. The researchers investigated cancer stem cell numbers in oral cancers associated with human papillomavirus (HPV) and in oral cancers not associated with the virus. **Quintin Pan, PhD**, was principal investigator for the [study](#), which was published in the journal *Cancer*. “We show that high levels of cancer stem cells are not necessarily associated with a worse prognosis in head and neck cancer, a finding that could have far-reaching implications for patient care,” Pan says. [Read more](#)

YOGA CAN LOWER FATIGUE, INFLAMMATION IN BREAST CANCER SURVIVORS

A study at the OSUCCC – James showed that practicing yoga for as little as three months can reduce fatigue and lower inflammation in breast cancer survivors. At the six-month point of the study—three months after the formal yoga practice had ended—results showed that, on average, fatigue was 57 percent lower in women who had practiced yoga compared to the non-yoga group, and their inflammation was reduced by up to 20 percent. Many studies have suggested that yoga has benefits, but study lead author **Janice Kiecolt-Glaser, PhD**, says this is the largest known randomized controlled clinical trial that includes biological measures. The [study](#) appeared in the *Journal of Clinical Oncology*. [Read more](#)

CANCER PROGRAM RECRUITS RENOWNED SENIOR RESEARCHERS

Among the many oncology experts recruited to Ohio State's cancer program in 2014 are three renowned senior researchers from other prestigious institutions:


Roman Skoracki, MD, FRCS, FACS, is a professor in the College of Medicine, Department of Plastic Surgery, where he directs the Division of Reconstructive Oncological Plastic Surgery. Skoracki, who also is a member of the Cancer Control Program at the OSUCCC – James, came to Ohio State from The University of Texas MD Anderson Cancer Center. His areas of clinical expertise include lymphedema surgery, reconstructive microsurgery of the head, neck and breast, sarcoma reconstruction and abdominal wall reconstruction—all focused on improving patient outcomes physically and psychologically. He has strong collaborative research interests.

James Rocco, MD, PhD, is a professor in the College of Medicine, Department of Otolaryngology – Head and Neck Cancer Surgery, where he directs the Division of Head and Neck Oncology. He also is a member of the Translational Therapeutics Program at the OSUCCC – James. Rocco was recruited from the Massachusetts Eye and Ear Infirmary and Massachusetts General Hospital. As a researcher, he has translated basic science investigations on mechanisms of cell death after therapy into clinical practice by identifying novel biomarkers that predict survival in patients with head and neck cancer.

Michelle Naughton, PhD, MPH, is a professor in the College of Medicine, Department of Internal Medicine, Division of Cancer Prevention and Control. Naughton, who also is a member of the Cancer Control Program at the OSUCCC – James, came to Ohio State from Wake Forest University School of Medicine. Her research focuses on the impact of cancer and its treatments on the health-related quality of life and daily functioning of patients and long-term survivors.



Janice Kiecolt-Glaser, PhD




Roman Skoracki, MD, FRCS, FACS




James Rocco, MD, PhD



Michelle Naughton, PhD, MPH



Richard Goldberg,
MD



Michael Grever,
MD



A. Douglas
Kinghorn, PhD, DSc

NCI GRANT CONTRACTS BOOST COLLABORATIVE CLINICAL RESEARCH

Innovative research at the OSUCCC – James was bolstered in 2014 by a pair of multimillion-dollar grant contracts awarded by the National Cancer Institute (NCI) to support NCI-related collaborative work involving institutions across the country. These include:

- A five-year, \$7.3 million grant that establishes Ohio State as an NCI National Clinical Trials Network (NCTN) Lead Academic Participating Site. **Richard Goldberg, MD**, physician-in-chief at the OSUCCC – James, is principal investigator (PI). The NCTN develops and conducts cancer treatment and advanced imaging clinical trials, especially large multi-institutional trials evaluating new cancer therapies and related clinical approaches for adult and pediatric patients. The grant supports OSUCCC – James participation in the NCI-funded clinical oncology cooperative groups.
- A five-year, \$4.19 million grant that renews a previous NCI phase I grant contract for conducting phase I clinical trials on novel anticancer agents (new drugs and drug combinations) as part of an NCI Experimental Therapeutics-Clinical Trials Network (ET-CTN) that supports the NCTN. **Michael Grever, MD**, professor and chair of the Department of Internal Medicine at Ohio State and co-leader of the Leukemia Research Program at the OSUCCC – James, is PI for the grant. The OSUCCC – James works with other network members to define the drug-development plan and conduct clinical trials for these novel anticancer agents.

NATURAL ANTICANCER AGENT DISCOVERY CONTINUES WITH NCI GRANT RENEWAL

The National Cancer Institute (NCI) awarded a five-year, \$7.1 million program project grant renewal to help a multi-institutional team led by principal investigator **A. Douglas Kinghorn, PhD, DSc**, continue working to discover chemicals from selected tropical rainforest plants, as well as cyanobacteria and fungi, for development as cancer chemotherapeutic agents—particularly for tumors not cured by present treatments. Kinghorn is professor and the Jack L. Beal Chair of Pharmacognosy and Natural Products Chemistry in the College of Pharmacy at Ohio State, where he also is a member of the Molecular Carcinogenesis and Chemoprevention Program at the OSUCCC – James. Partner institutions involved with this project are the University of Illinois at Chicago and the University of North Carolina at Greensboro.

OHIO STATE, MOFFITT FORM NATIONAL CANCER RESEARCH COLLABORATION

The OSUCCC – James is partnering with Moffitt Cancer Center in Tampa, Fla., to form what is likely the largest collaboration of its kind to accelerate discoveries in cancer research. The Oncology Research Information Exchange Network (ORIEN) will hasten the development and delivery of more precise cancer treatments, diagnostic tools and prevention strategies through secure research sharing among the nation’s top cancer centers and institutions. The partnership launched with more than 100,000 consented patients who have agreed to donate their tissue and clinical data for research to understand cancer at the molecular level. ORIEN will use a single protocol, Total Cancer Care®, to create a collaborative, “rapid learning” environment that will share de-identified data to accelerate the development of targeted treatments, allowing researchers and clinicians to more quickly match eligible patients to clinical trials and conduct larger and richer analysis. **(Note:** In early 2015, five more nationally prominent medical institutions joined ORIEN, including City of Hope, University of Virginia Cancer Center, University of Colorado Cancer Center, University of New Mexico Cancer Center and Morehouse School of Medicine in Atlanta, Ga.)

BYRD RECOGNIZED WITH TOP 10 CLINICAL RESEARCH ACHIEVEMENT AWARD

John C. Byrd, MD, director of the Division of Hematology at Ohio State and co-leader of the Leukemia Research Program at the OSUCCC – James, received national recognition at the 2014 Clinical Research Forum’s third annual Top 10 Research Achievement Awards for his translational research involving the drug ibrutinib in treating chronic lymphocytic leukemia (CLL). Achievement Award winners are selected from scientific publications of the previous year that are identified as examples of innovation with benefit to human health. Byrd was honored for his June 2013 *New England Journal of Medicine* manuscript detailing phase 1/1b clinical trials showing that ibrutinib significantly prolonged survival in all classes of CLL patients, even those at high risk of recurrence. **Also in 2014**, Byrd was appointed chair of the Alliance for Clinical Trials in Oncology Leukemia Correlative Science Committee, was named associate editor of the journal *Blood* and joined the *Oncology Times* journal team as clinical advisory editor for hematology/oncology.



John C. Byrd, MD



Clara D. Bloomfield, MD



Michael Miller, MD



Deliang Guo, PhD



Carlo Croce, MD

BLOOMFIELD HONORED AMONG
ASCO LUMINARIES IN ONCOLOGY

Clara D. Bloomfield, MD, a Distinguished University Professor at Ohio State who also serves as cancer scholar and senior adviser to the OSUCCC – James, was honored in 2014 as one of 50 American Society of Clinical Oncology (ASCO) Luminaries in Oncology. In observance of ASCO’s 50th anniversary, the organization highlighted the accomplishments of some of the many people who have helped advance cancer care to where it is today in an “Oncology Luminaries” series of stories about each honoree. [Bloomfield’s story](#) recognizes her many years of “practice-changing leukemia and lymphoma research.”

MILLER ELECTED AS DIRECTOR TO
AMERICAN BOARD OF PLASTIC SURGERY

Michael Miller, MD, professor and chair of the Department of Plastic Surgery at Ohio State, was elected to a six-year term as director to the American Board of Plastic Surgery (ABPS). Miller performs a wide range of reconstructive and aesthetic surgical procedures, particularly reconstructive microsurgery related to trauma and cancer deformities. He also is nationally recognized for post-mastectomy breast reconstruction using microsurgical techniques.

GUO IS RECIPIENT OF ACS SCHOLAR AWARD

Deliang Guo, PhD, assistant professor in the Department of Radiation Oncology at Ohio State and member of the Translational Therapeutics Program at the OSUCCC – James, was the 2014 recipient of the American Cancer Society (ACS) Scholar Award. Guo will receive \$792,000 in total costs over four years to help him examine the vital contribution of cholesterol metabolism in promoting the malignant phenotype of glioblastoma, the deadliest form of brain cancer.

CROCE LISTED AMONG 400 INFLUENTIAL
BIOMEDICAL RESEARCHERS WORLDWIDE

Carlo Croce, MD, director of human cancer genetics at Ohio State, where he also chairs the Department of Molecular Virology, Immunology and Medical Genetics, was recognized on a list of 400 highly influential biomedical researchers worldwide for the period 1996-2011 based on citation data from Scopus, a large database of peer-reviewed literature. The list was compiled by researchers at Stanford University, Temple University and SciTech Strategies Inc. **Also**, Croce was one of two OSUCCC – James members who were among 14 faculty and staff at Ohio State’s Wexner Medical Center to appear on the 2014 list of Highly Cited Researchers produced by Thompson Reuters, a New York City-based mass media and information firm. The other listed researcher was **Clara D. Bloomfield, MD**, a Distinguished University Professor who serves as cancer scholar and senior adviser to the OSUCCC – James.

FOWLER, COHN ELECTED TO NATIONAL
LEADERSHIP ROLES

Two physicians at the OSUCCC – James were among the 2014 elected officers of the Society of Gynecologic Oncology. **Jeffrey Fowler, MD**, professor and vice chair of the Department of Obstetrics and Gynecology at Ohio State, was elected president-elect II. Fowler also is a member of the Cancer Control Program at the OSUCCC – James and medical director of the Robotic Surgery Program at The James and Ohio State’s Wexner Medical Center. **David Cohn, MD**, professor and director of the Division of Gynecologic Oncology at Ohio State, was elected secretary-treasurer-elect. Cohn also is a member of the Translational Therapeutics Program at the OSUCCC – James.

WHITE TABBED AS A GENERAL DIRECTOR
ON NRG ONCOLOGY FOUNDATION BOARD

Julia White, MD, professor and vice chair of clinical research in the Department of Radiation Oncology at Ohio State, was named as one of three general directors of the NRG Oncology Foundation Board of Directors. NRG is a national clinical trial cooperative group formed by the merger of the National Surgical Adjuvant Breast and Bowel Project, the Radiation Therapy Oncology Group and the Gynecology Oncology Group. As a general director, White—who also is a member of the Translational Therapeutics Program at the OSUCCC – James—will help oversee all academic, clinical and financial activities of NRG Oncology.

WALKER BECOMES TREASURER OF AACI

Jeff Walker, MBA, senior executive director of the OSUCCC – James, was elected treasurer of the Association of American Cancer Institutes (AACI), which comprises 93 leading cancer research centers in the United States. The AACI’s membership roster includes National Cancer Institute (NCI)-designated centers and academic-based cancer research programs that receive NCI support. The AACI is dedicated to reducing the burden of cancer by enhancing the impact of the nation’s leading academic cancer centers. A key element of the AACI’s mission is to assist the centers in keeping pace with the changing landscape in science, technology and health care.



Jeffrey Fowler, MD



David Cohn, MD



Julia White, MD



Jeff Walker, MBA



Arnab Chakravarti,
MD

RADIATION ONCOLOGY ACHIEVES HIGH WORLD RANKING

In 2014, the National Cancer Institute’s Cancer Therapy and Evaluation Program (NCI-CTEP) data ranked Ohio State Radiation Oncology No. 5 in the world in NRG-RTOG (Radiation Therapy Oncology Group) clinical research activity, with 78 accruals in 2013. **Arnab Chakravarti, MD**, professor and chair of the Department of Radiation Oncology and director of the Brain Tumor Program at Ohio State, says the ranking improves on the No. 7 ranking achieved the previous year. “We should collectively take tremendous pride in this achievement, as basic and clinical research represents the primary vehicle by which we can find cures for the various kinds of cancer,” says Chakravarti, who also is a member of the Translational Therapeutics Program at the OSUCCC – James.

OHIO STATE JOINS EUROPEAN LEUKEMIANET

The Ohio State University is now an official member of the European LeukemiaNet (ELN), a European Union-funded organization of physicians, scientists and patients who focus on leukemia. The organization has 194 participating centers in 39 countries, and 1,000 researchers and associates. Along with the United States, other non-European member countries include Israel, Lebanon and Russia. The ELN integrates more than 100 chronic and acute leukemia trial groups and more than 100 academic and industry partners across Europe involved in diagnostics (cytogenetics and genetics), treatment research, tumor registry and guidelines development, to form a cooperative network for progress in leukemia-related research and health care.

OSUCCC – JAMES HOSTS 2014 NACCCDO/PAN ANNUAL CONFERENCE

Some 350 decision-makers in philanthropy, marketing, social media and public affairs from across the country gathered in Columbus, Ohio, from April 23-26, 2014, for the annual conference of the National Association of Cancer Center Development Officers (NACCCDO) and the National Cancer Institute Public Affairs and Marketing Network (PAN). The OSUCCC – James hosted the NACCCDO/PAN Conference at the Hilton Columbus Downtown, where participants learned best practices from colleagues and innovative strategies from national experts in development, public affairs and marketing. The conference featured seminars, speakers and events that enabled guests to network, collaborate, mentor, expand their skills and gain new ideas.

PELOTONIA 14 TOTAL TOPS \$21 MILLION, BOOSTS 6-YEAR TALLY ABOVE \$82 MILLION

Riders, virtual riders and donors in Pelotonia 14, an annual grassroots bicycle tour that raises money for cancer research at Ohio State, generated a record \$21,049,621 and boosted the six-year total for this event to more than \$82.34 million. Pelotonia 14, which took place Aug. 8-10 on routes between Columbus and Kenyon College in Gambier, Ohio, drew a record 7,270 riders from 41 states and 10 countries, as well as 3,700 virtual riders and more than 2,600 volunteers. The tour included 276 registered pelotons (riding groups). Thanks to Pelotonia’s generous sponsors, every cent raised by riders, virtual riders and donors will support cancer research at the OSUCCC – James. Pelotonia 15 is scheduled for Aug. 7-9. Registration is available at www.pelotonia.org.





THE OHIO STATE UNIVERSITY
WEXNER MEDICAL CENTER

The James Cancer Hospital and Solove Research Institute



The James



THE OHIO STATE UNIVERSITY
COMPREHENSIVE CANCER CENTER

The Ohio State University Comprehensive
Cancer Center – Arthur G. James Cancer Hospital
and Richard J. Solove Research Institute

460 W. 10th Ave.
Columbus, OH 43210

Non-Profit
U.S. Postage
PAID
Permit No. 711
Columbus, OH