

Driving Directions

Stefanie Spielman Comprehensive Breast Center

From the North (Sandusky, Delaware and Cleveland)

Take any major highway to I-270
Take I-270 west toward Dayton
Merge onto 315 south toward Columbus
Take the Goodale Street/Grandview Heights exit
Turn right onto Olentangy River Road
Stefanie Spielman Comprehensive Breast Center will be on your left
Enter the parking lot from Olentangy River Road

From the South (Circleville, Chillicothe and Cincinnati)

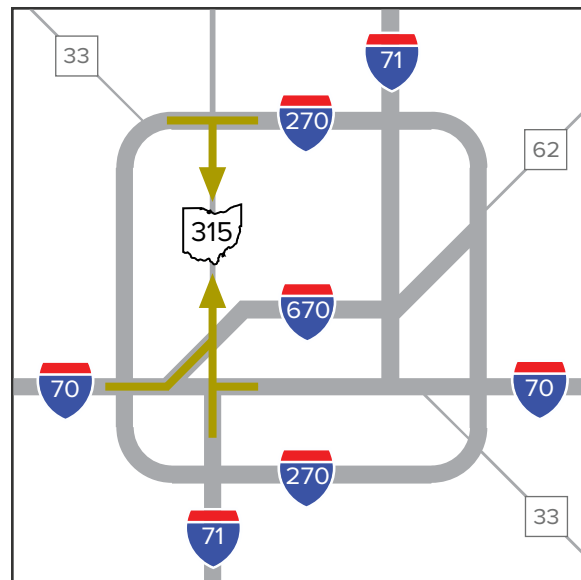
Take any major highway to I-71
Take I-71 to SR 315 north
Take Goodale Street/Grandview Heights exit
Turn right onto W. Goodale Street
Turn right onto Olentangy River Road
Stefanie Spielman Comprehensive Breast Center will be on your left
Enter the parking lot from Olentangy River Road

From the East (Newark, Zanesville and Pittsburgh)

Take any major highway to I-70
Take I-70 west to SR 315 north
Take the Goodale Street/Grandview Heights exit
Turn right onto W. Goodale Street
Turn right onto Olentangy River Road
Stefanie Spielman Comprehensive Breast Center will be on your left
Enter the parking lot from Olentangy River Road

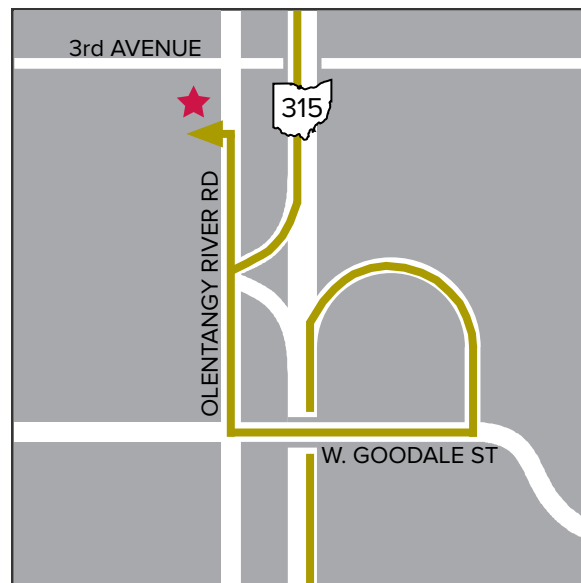
From the West (Springfield, Dayton and Indianapolis)

Take any major highway to I-70
Take I-70 east to I-670 east
Take I-670 east to SR 315 north
Take the Goodale Street/Grandview Heights exit
Turn right onto W. Goodale Street
Turn right onto Olentangy River Road
Stefanie Spielman Comprehensive Breast Center will be on your left
Enter the parking lot from Olentangy River Road



↑ North

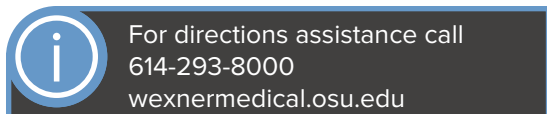
Not to Scale



★ Stefanie Spielman Comprehensive Breast Center

1145 Olentangy River Road
Columbus, OH 43212
614-293-5066

cancer.osu.edu



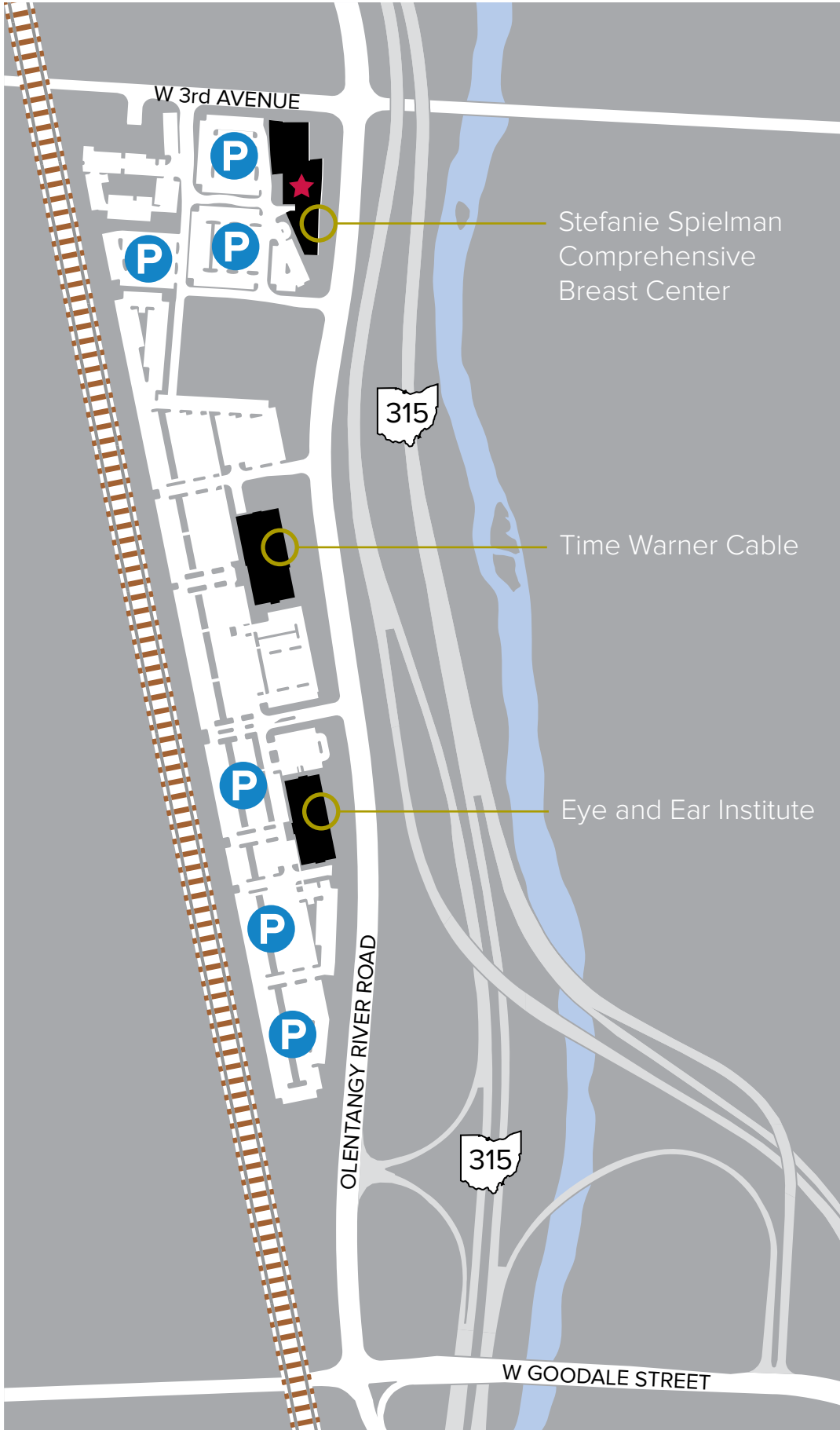
Finding Your Way

Stefanie Spielman Comprehensive Breast Center



THE OHIO STATE UNIVERSITY

WEXNER MEDICAL CENTER



★ **Stefanie Spielman
Comprehensive
Breast Center**

1145 Olentangy River Road
Columbus, OH 43212
614-293-5066

cancer.osu.edu